STOCKBROKERS ZAMBIA LIMITED
Lusaka Office: 36 Mwapona Road, Woodlands, Lusaka, Zambia
Kitwe Office: Ebenezer Centre, next to Access Bank, Independence Avenue, Kitwe, Zambia
Telephone: +260 211 232456/227303
Email: info@sbz.com.zm
Website: www.sbz.com.zm
YouTube Podcast: https://bit.ly/m/stockbrokers

Equity Market Update

ZAMBIA

Daily Market Bulletin01 October 2025

Wednesday, October 1, 2025

Company	Total Issued Shares	Closing Trade Price	Day to Day Price Change (ZMW)	Year to Date Price Gain %	BEST BID PRICE (ZMW)	BEST OFFER PRICE (ZMW)	PREVIOUS 12 MONTHS Highest (ZMW)	PREVIOUS 12 MONTHS Lowest (ZMW)	TOTAL BIDS	TOTAL OFFERS	Today's Traded Volume (Shares)	Today's Turnover (ZMW)	Today's Turnover (USD)	DIV YIELD %	PE RATIO	P/BV RATIO	Market Cap. (US$)
AECI	20 406 600	100.00	-	216.96%	100.00	120.00	120.00	31.47	332	10	-	-	-	3.88%	14.58	2.92	85 294 043.89
ATEL	104 000 000	140.00	-	221.84%	125.00	140.00	145.00	43.49	111	44,455	336	47,032.7	1,966	2.51%	11.63	25.82	608 568 443.05
BATA	76 107 600	6.20	-	3.33%	6.50	-	7.10	5.00	3	-	140	868.0	36	2.42%	11.92	3.28	19 722 763.64
BATZ	212 456 304	16.00	-	309.21%	15.00	16.00	16.00	3.02	145	22,388	1,597	25,552.0	1,068	0.94%	17.39	10.50	142 081 540.82
CEC	1 625 000 597	23.99	(0.01)	73.21%	23.00	23.98	30.75	13.00	25	493	6,493	155,793.5	6,512	4.00%	14.37	3.08	1 629 415 436.66
CHILANGA	200 039 904	38.00	-	49.02%	37.90	38.00	42.50	21.00	257	8,218	3,041	115,558.00	4,830	9.21%	13.38	4.06	317 722 731.54
MADISON	50 000 000	1.80	-	0.00%	1.80	-	2.00	1.70	332	-	-	-	-	0.00%	2.90	(1.40)	3 761 755.49
NATBREW	63 000 000	3.00	-	0.00%	3.50	-	3.80	2.49	6	-	150	450.0	19	0.00%	(0.80)	(0.35)	7 899 686.52
PUMA	500 000 000	4.36	-	-24.83%	4.30	4.36	6.00	4.00	10	30,670	2,006	8,746.16	366	1.66%	(29.07)	1.64	91 118 077.32
SCBL	1 666 981 000	2.60	-	-1.89%	2.00	2.60	3.67	1.90	8 000	91	1,806	4,695.6	196	0.00%	17.57	4.49	181 155 719.96
SHOPRITE	2 700 000	350.00	-	38.89%	350.00	-	420.00	195.00	33	-	-	-	-	0.00%	17.36	4.41	39 498 432.60
ZAFFICO	400 000 000	3.47	-	15.67%	3.00	3.45	4.20	2.80	430	24,630	391	1,349.0	56	0.86%	1.14	0.19	58 014 629.05
ZAMBEEF	300 579 630	1.99	-	-6.57%	2.40	-	3.50	1.25	150	-	5,818	11,579.9	484	0.00%	3.37	0.13	25 001 189.71
ZAMBIA RE	45 000 000	2.60	-	-3.70%	2.70	-	3.20	2.60	30	-	-	-	-	1.73%	7.65	1.11	4 890 282.13
ZAMBREW	546 000 000	6.90	-	0.00%	6.15	6.90	7.00	6.15	121	574	324	2,235.60	93	0.00%	37.96	3.04	157 467 084.64
ZAMEFA	27 090 100	57.00	-	1037.72%	53.45	57.00	65.00	5.00	656	5,578	1,242	70,594.0	2,951	0.00%	8.61	3.99	64 540 677.12
ZANACO	1 443 750 531	6.17	-	11.37%	6.16	6.17	7.10	5.00	9	6,014	15,276	94,252.9	3,940	7.10%	4.97	1.59	372 327 723.15
ZCCM-IH	160 800 286	162.01	-	149.25%	163.02	190.00	190.00	64.00	388	4	1	190.0	8	2.03%	0.65	0.50	1 088 871 654.54
ZSUG	316 517 385	59.00	-	63.43%	65.00	-	65.05	34.99	46	-	114	7,410.0	310	2.73%	9.08	3.81	780 544 439.50
REAL ESTATE (USD PRICE)	864 920 876	0.09	-	0.00%	0.08	0.09	0.09	0.07	2 550	5,917,319	1,200	-	108	2.50%	3.26	0.78	77 842 878.84
QUOTED																	
CCAF	1 625 000 597	0.83	-	23.88%	0.83	0.87	1.00	0.60	17 954	44 772	1 775	1 475	62	**0.00%**	(2.48)	(0.51)	56 374 106.40
PAMODZI	100 000 000	4.94	-	6.93%	4.94	-	5.62	4.62	16	-	-	-	-	0.00%	247.00	(402.44)	20 647 857.89
Market Cap. (US$)																	**5,793,262,722**
LuSE All Share Index:		**25 239.39**		**63.38%**						**Total ZMW Trading**	**41 710**	**547 782.76**	**23 004**	**3.22%**	**9.60**	**5.12**	**5 793 262 722**

Market Summary

The LuSE All Share Index closed at 25,239.39 points showing a negative change of 0.01%, due to a decrease in the Copperbelt Energy Corporation (CECZ) stock prices of 0.04% closing at ZMW 23.99

A total of 41,710 shares traded today representing a total turnover of ZMW 547,782.76 (USD 23,003.83). CECZ was the largest contributor to the turnover representing 28.44%. CECZ traded a volume of 6,493 shares representing 15.57%, making it the 2nd largest volume contributor.

Market News

Market announcements

1) STANDARD CHARTERED and Zambia Breweries released HY 2025 Abridged Financials
2) STANDARD CHARTERED and ZAMBEEF released a Cautionary Announcement
3) ZCCM released a Shareholder Day announcement

Dividend Payment Notice

Company	Dividend period	Dividend (ZMW/share)	Record date	Payment date
AIRTEL	30-Jun-25	3.51	19-Sep-25	22-Sep-25
AECI	31-Dec-24	3.88	09-May-25	12-May-25
BATZ	31-Dec-24	0.30	10-Oct-25	13-Oct-25
BATA	31-Dec-24	0.15	29-Aug-25	01-Sep-25
CEC	30-Jun-25	0.91	14-Nov-25	17-Nov-25
CHILANGA	30-Jun-25	2.00	10-Oct-25	13-Oct-25
REIZ USD	31-Dec-24	0.002	30-May-25	02-Jun-25
ZANACO	31-Dec-24	0.438	16-May-25	19-May-25
ZSUG	31-Aug-24	0.161	13-Dec-24	16-Dec-24
ZCCM	31-Dec-24	3.290	08-Aug-25	11-Aug-25
ZAMBIA RE	31-Dec-24	0.06	30-May-25	02-Jun-25

Trend Graphs

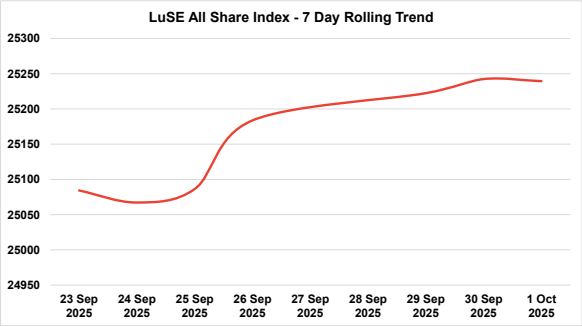

Market Movers: Price Change

Gainers			Losers		
Company	Price	% Change	Company	Price	% Change
			CECZ	23.99	0.04
			LASI	**25,239.39**	0.01

Market Movers: Trading Activity

Company	Volume	Turnover (ZMW)	Turnover (USD)
CECZ	6,493	155,793	6,511.74
CHIL	3,041	115,558	4,830.01
ZNCO	15,276	94,253	3,939.52
ZMFA	1,242	70,594	2,950.64
Others...	15,658	111,584.37	4,663.92
Total	**41,710**	**547,782.76**	**23,003.83**

DUAL LISTED COMPANIES

Security	Market	Currency	Closing Prices	Closing (ZMW)	Closing on LuSE
ZAMBEEF	London	pence	4.80	1.55	1.99
ZCCM-IH	EURONEXT	euro	2.32	74.82	162.01
SHOPRITE	JSE	rand	279.00	389.53	350.00

Macroeconomic Statistics

Metric	Value
Inflation (YoY | Jun 2025)	14.1%
Monetary Policy Rate (MPR | Jun 2025)	14.50%
GDP Growth (Annual | Q4 2024)	4.00%
180 T-bill rate | (12 Jun 2025)	12.00
Government Bond Yield (10Y | Jun 17, 2025)	19.01%

Source: Zambia Statistics Agency & Trading Economics

Foreign Exchange Rates

Currency	30 September 2025	1 October 2025	Change (%)
USD	23.9500	23.9250	-0.10
GBP	32.1002	32.2511	0.47
EUR	28.0294	28.0674	0.14
ZAR	1.3911	1.3962	0.36

Soure: Bank of Zambia

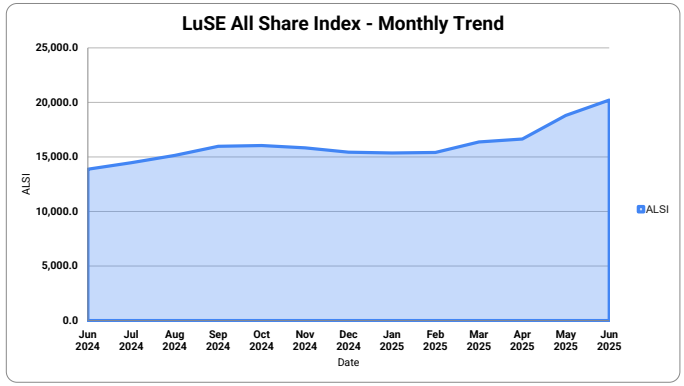
LuSE All Share Index - Monthly Trend
25,000.0
20,000.0
15,000.0
10,000.0
5,000.0
0.0
ALSI
Jun 2024
Jul 2024
Aug 2024
Sep 2024
Oct 2024
Nov 2024
Dec 2024
Jan 2025
Feb 2025
Mar 2025
Apr 2025
May 2025
Jun 2025
Date
ALSI

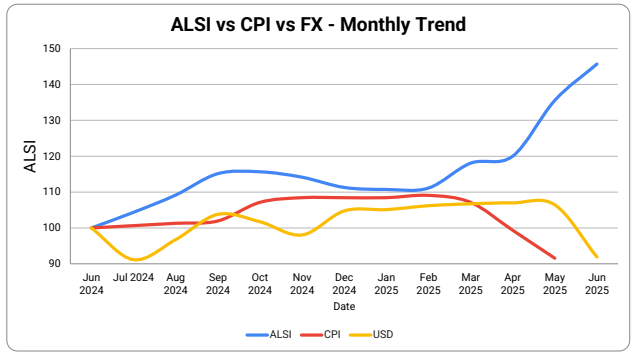
ALSI vs CPI vs FX - Monthly Trend
150
140
130
120
110
100
90
ALSI
Jun 2024
Jul 2024
Aug 2024
Sep 2024
Oct 2024
Nov 2024
Dec 2024
Jan 2025
Feb 2025
Mar 2025
Apr 2025
May 2025
Jun 2025
Date
ALSI
CPI
USD

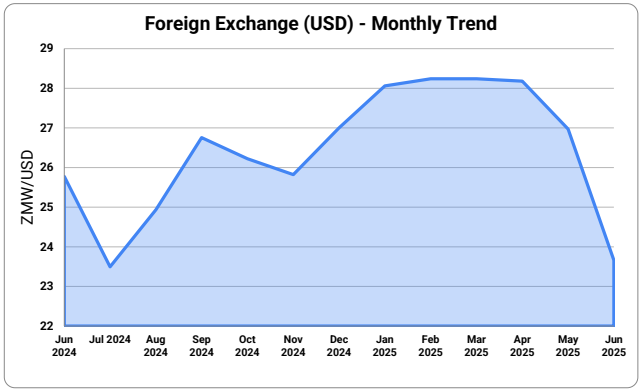
Foreign Exchange (USD) - Monthly Trend
29
28
27
26
25
24
23
22
ZMW/USD
Jun 2024
Jul 2024
Aug 2024
Sep 2024
Oct 2024
Nov 2024
Dec 2024
Jan 2025
Feb 2025
Mar 2025
Apr 2025
May 2025
Jun 2025

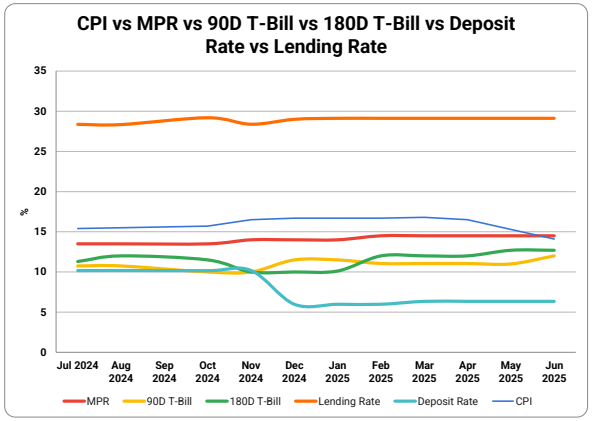
CPI vs MPR vs 90D T-Bill vs 180D T-Bill vs Deposit Rate vs Lending Rate
35
30
25
20
15
10
5
0
%
Jul 2024
Aug 2024
Sep 2024
Oct 2024
Nov 2024
Dec 2024
Jan 2025
Feb 2025
Mar 2025
Apr 2025
May 2025
Jun 2025
MPR
90D T-Bill
180D T-Bill
Lending Rate
Deposit Rate
CPI