



STOCKBROKERS ZAMBIA LIMITED
 Lusaka Office: 36 Mwapona Road, Woodlands, Lusaka, Zambia
 Kitwe Office: Ebenezer Centre, next to Access Bank, Independence Avenue, Kitwe, Zambia
 Telephone: +260 211 232456/227303
 Email: info@sbz.com.zm
 Website: www.sbz.com.zm
 YouTube Podcast: <https://bit.ly/m/stockbrokers>

Equity Market Update

ZAMBIA

Daily Market Bulletin 19 March 2025

Wednesday, March 19, 2025

Company	Total Issued Shares	Closing Trade Price	Day to Day Price Change (ZMW)	Year to Date Price Gain %	BEST BID PRICE	BEST OFFER PRICE	PREVIOUS 12 MONTHS		TOTAL		Today's Traded Volume (Shares)	Today's Turnover (ZMW)	Today's Turnover (USD)	DIV YIELD %	PE RATIO	P/BV RATIO	Market Cap. (US\$)
					(ZMW)	(ZMW)	Highest (ZMW)	Lowest (ZMW)	BIDS	OFFERS							
AECI	20 406 600	31.50	0.02	-0.16%	31.50	-	41.80	31.48	6 013	-	273	8,599.5	297	0.00%	(20.19)	1.10	22 223 263.61
ATEL	104 000 000	51.00	-	17.24%	55.00	60.00	60.00	43.30	3	7	-	-	-	21.25%	4.66	12.06	183 370 786.52
BATA	76 107 600	6.00	-	0.00%	6.05	-	6.60	3.16	568	-	-	-	-	5.83%	11.54	3.17	15 787 229.04
BATZ	212 456 304	3.90	-	-0.26%	4.10	-	3.95	2.30	10 030	-	-	-	-	3.85%	13.45	46.70	28 645 793.80
CEC	1 625 000 597	13.47	-	-2.74%	13.39	13.47	16.06	7.51	626	9,031	28,763	387,403.6	13,393	7.13%	21.51	2.60	756 741 851.05
CHILANGA	200 039 904	25.51	0.01	0.04%	25.00	25.50	29.00	13.80	12	2,903	9,094	231,995.76	8,021	11.76%	11.39	2.22	176 422 401.07
MADISON	50 000 000	1.80	-	0.00%	-	1.80	1.86	1.78	6 013	17,999	-	-	-	0.00%	2.90	(0.74)	3 111 495.25
NATBREW	63 000 000	3.00	-	0.00%	-	2.49	4.10	3.00	-	52	-	-	-	0.00%	(0.80)	(0.35)	6 534 140.02
PUMA	500 000 000	5.78	-	-0.34%	-	5.78	6.10	2.80	-	7,882	527	3,046.06	105	1.25%	12.48	2.18	99 913 569.58
SCBL	1 666 981 000	2.20	(0.04)	-16.98%	2.00	2.20	4.00	2.25	32 758	12,581	2,419	5,321.8	184	16.36%	6.11	3.80	126 788 528.95
SHOPRITE	2 700 000	285.00	-	13.10%	252.00	285.00	278.75	80.00	163	9	7	1,995.0	69	0.00%	112.17	22.13	26 603 284.36
ZAFFICO	400 000 000	3.10	-	3.33%	3.11	3.50	3.50	2.25	50	12,903	-	-	-	0.97%	0.66	0.43	42 869 490.06
ZAMBEEF	300 579 630	1.88	-	-11.74%	1.88	1.91	2.44	1.90	117	9,882	3,693	6,942.8	240	0.00%	3.19	0.12	19 536 376.99
ZAMBIA RE	45 000 000	2.70	-	0.00%	2.70	-	2.80	2.70	15	-	-	-	-	1.67%	7.94	1.15	4 200 518.58
ZAMBREW	546 000 000	6.90	-	0.00%	6.90	-	7.03	6.80	977	-	-	-	-	0.00%	37.96	3.04	130 247 191.01
ZAMEFA	27 090 100	5.50	-	9.78%	6.00	-	5.10	5.00	10 000	-	-	-	-	0.00%	0.83	0.38	5 151 099.39
ZANACO	1 443 750 531	5.53	-	-0.18%	5.52	5.53	6.52	5.00	1 193	13,384	4,052	22,462.9	777	7.76%	4.51	1.80	276 022 141.28
ZCCM-IH	160 800 286	65.00	-	0.00%	70.00	-	67.00	47.00	10 000	-	-	-	-	3.71%	4.90	0.50	361 348 957.30
ZSUG	316 517 385	37.00	-	2.49%	37.02	50.00	36.50	30.00	39 910	596	-	-	-	4.35%	5.69	2.39	404 879 628.18

REAL ESTATE (USD PRICE)	56 480 198	0.07	-	0.00%	-	0.07	0.07	0.07	-	502	-	-	-	0.00%	-	-	3 953 613.86
-------------------------	------------	------	---	-------	---	------	------	------	---	-----	---	---	---	-------	---	---	--------------

QUOTED																	
CCAF	1 625 000 597	0.63	-	-5.97%	-	0.63	0.80	0.44	-	17 557	2 876	1 812	63	0.00%	(1.56)	(0.32)	35 393 271.43
PAMODZI	100 000 000	4.62	-	0.00%	4.62	-	4.63	4.62	638 313	-	-	-	-	0.00%	231.00	(126.77)	15 972 342.26

LuSE All Share Index:	15 370.25			-0.50%						Total ZMW Trading	51 704	669 579.33	23 149	7.01%	11.65	3.22	2 719 113 689
-----------------------	-----------	--	--	--------	--	--	--	--	--	-------------------	--------	------------	--------	-------	-------	------	---------------



Market Summary

The LuSE All Share Index closed at 15,370.25 points showing a slight negative change of 0.09%, due to a slight increase in the AEI African Explosives (AEI) and Chilanga Cement Plc (CHIL) stock prices of 0.06% and 0.04%, closing at ZMW 31.50 and ZMW 25.51; as well as a significant decrease in the Standard Chartered Bank Plc (SCBL) stock prices of 1.79%, closing at ZMW 2.20

A total of 51,704 shares traded today representing a total turnover of ZMW 669,579.33 and USD 23,148.81. Copperbelt Energy Corporation Plc (CECZ) was the largest contributor to the turnover representing 57.86%. CECZ

Market News

Market announcements

- 1) BATz released 2024 Full year abridged financial statements
- 2) AIRTEL released an AGM notice
- 3) PUMA released its 2024 Full Year abridged financial statements
- 4) CEC renewables released its 2024 Full Year abridged Financial statements
- 5) REIZ released a cautionary announcement

Market Movers: Price Change

Gainers			Losers		
Company	Price	% Change	Company	Price	% Change
AEI	31.50	0.06	SCBL	2.20	1.79
CHL	25.51	0.04			
			LASI	15,370.00	0.090

Market Movers: Trading Activity

Company	Volume	Turnover (ZMW)	Turnover (USD)
CECZ	28,763	387,404	13,393.38
CHIL	9,094	231,996	8,020.60
ZNCO	4,052	22,463	776.59
AEI	273	8,600	297.30
Others...	9,522	19,117.58	660.94
Total	51,704	669,579.33	23,148.81

DUAL LISTED COMPANIES

Security	Market	Currency	Closing Prices	Closing (ZMW)
ZAMBEEF	London	pence	4.45	1.66
ZCCM-IH	EURONEXT	euro	1.18	37.05
SHOPRITE	JSE	rand	266.79	423.84

Macroeconomic Statistics

Metric	Value
Inflation (YoY Dec 2024)	16.70%
Monetary Policy Rate (MPR Nov 13, 2024)	14.00%
GDP Growth (Annual Q3 2024)	2.50%
180 T-bill rate (31 Dec 2024)	10.12
Government Bond Yield (10Y Dec 30, 2024)	22.17%

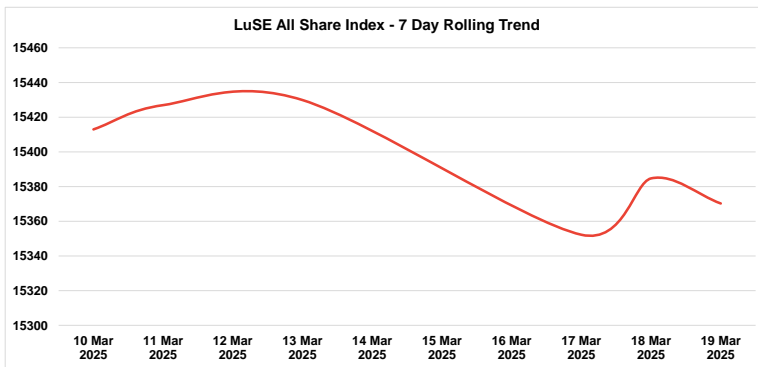
Source: Zambia Statistics Agency

Foreign Exchange Rates

Currency	18 March 2025	19 March 2025	Change (%)
USD	28.8275	28.9250	0.34
GBP	37.3127	37.3460	0.09
EUR	31.4454	31.3947	-0.16
ZAR	1.5962	1.5887	-0.47

Source: Bank of Zambia

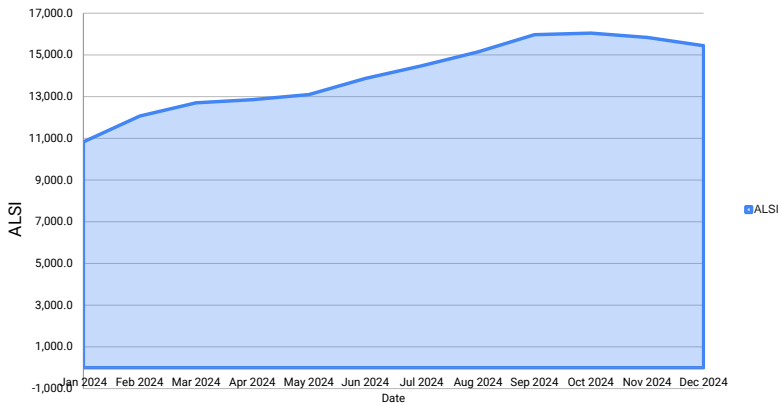
LuSE All Share Index - 7 Day Rolling Trend



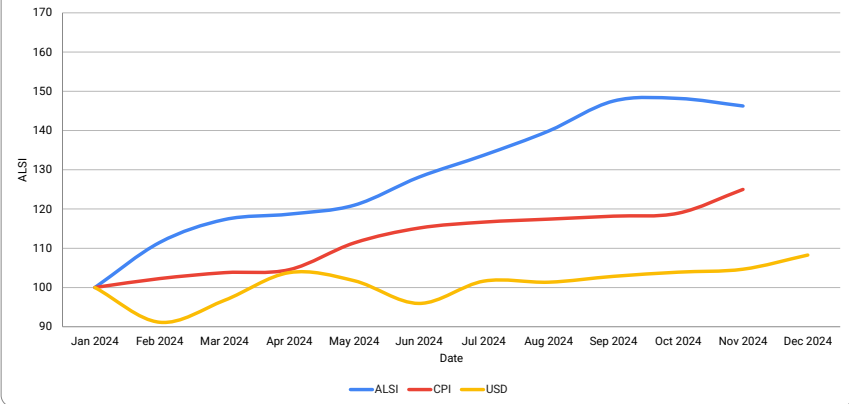


Trend Graphs - Continued

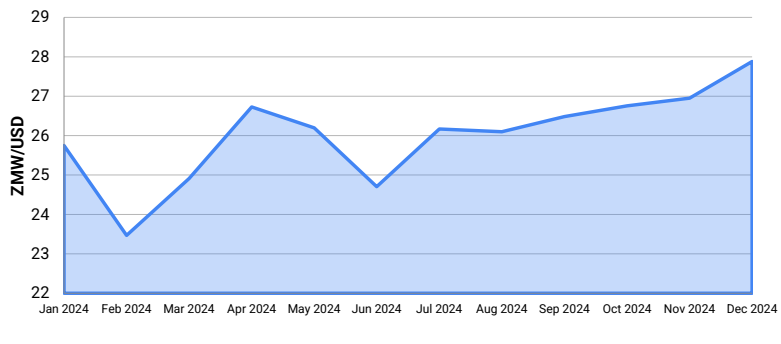
LuSE All Share Index - Monthly Trend



ALSI vs CPI vs FX - Monthly Trend



Foreign Exchange (USD) - Monthly Trend



CPI vs MPR vs 90D T-Bill vs Bank Deposit Rate vs Lending Rate

