STOCKBROKERS ZAMBIA LIMITED
Lusaka Office: 36 Mwapona Road, Woodlands, Lusaka, Zambia
Kitwe Office: Ebenezer Centre, next to Access Bank, Independence Avenue, Kitwe, Zambia
Telephone: +260 211 232456/227303
Email: info@sbz.com.zm
Website: www.sbz.com.zm
YouTube Podcast: https://bit.ly/m/stockbrokers

Equity Market Update

ZAMBIA

Daily Market Bulletin29 May 2025

Thursday, May 29, 2025

Company	Total Issued Shares	Closing Trade Price	Day to Day Price Change (ZMW)	Year to Date Price Gain %	BEST BID PRICE (ZMW)	BEST OFFER PRICE (ZMW)	PREVIOUS 12 MONTHS Highest (ZMW)	PREVIOUS 12 MONTHS Lowest (ZMW)	TOTAL BIDS	TOTAL OFFERS	Today's Traded Volume (Shares)	Today's Turnover (ZMW)	Today's Turnover (USD)	DIV YIELD %	PE RATIO	P/BV RATIO	Market Cap. (US$)
AECI	20 406 600	52.18	6.18	65.39%	50.00	57.00	57.00	31.47	1	106	350	17,575.0	658	7.44%	7.61	1.52	39 862 101.56
ATEL	104 000 000	93.91	2.84	115.89%	91.07	97.00	92.00	43.49	482	1,670	757	70,813.4	2,651	4.95%	7.80	17.32	365 620 589.61
BATA	76 107 600	6.19	-	3.17%	6.25	-	7.10	4.80	1 280	-	-	-	-	5.65%	11.90	3.27	17 636 164.49
BATZ	212 456 304	6.25	1.25	59.85%	6.25	-	6.25	2.50	1 606	-	100	625.0	23	2.40%	6.79	4.10	49 709 008.89
CEC	1 625 000 597	18.13	0.01	30.90%	18.00	-	20.75	7.75	20 376	-	18,016	326,657.1	12,229	5.30%	10.86	2.33	1 102 901 668.64
CHILANGA	200 039 904	30.21	-	18.47%	30.21	-	35.00	16.50	1 941	-	985	29,782.41	1,115	11.59%	10.64	3.23	226 231 371.07
MADISON	50 000 000	1.80	-	0.00%	1.80	-	2.00	1.70	1	-	10	18.0	1	0.00%	2.90	(1.40)	3 369 209.17
NATBREW	63 000 000	3.00	-	0.00%	3.00	-	4.10	2.49	9	-	-	-	-	0.00%	(0.80)	(0.35)	7 075 339.26
PUMA	500 000 000	4.79	0.07	-17.41%	4.73	4.80	6.10	3.75	41	1,358	764	3,658.96	137	1.51%	(31.93)	1.81	89 658 399.63
SCBL	1 666 981 000	1.94	-	-26.79%	1.50	1.94	3.67	1.90	20 000	10,573	3,168	6,145.9	230	0.00%	13.11	3.35	121 064 787.65
SHOPRITE	2 700 000	350.00	-	38.89%	351.00	420.00	420.00	80.00	1	291	-	-	-	0.00%	17.36	4.41	35 376 696.30
ZAFFICO	400 000 000	3.50	-	16.67%	3.50	-	4.20	2.25	976	-	-	-	-	0.86%	1.15	0.19	52 409 920.45
ZAMBEEF	300 579 630	2.25	-	5.63%	2.20	2.25	2.30	1.88	30	1,281	10,099	22,741.1	851	0.00%	3.81	0.14	25 317 891.16
ZAMBIA RE	45 000 000	2.70	-	0.00%	-	2.70	2.80	2.70	-	169,127	562	1,517.4	57	1.67%	7.94	1.15	4 548 432.38
ZAMBREW	546 000 000	6.90	-	0.00%	6.90	-	7.00	6.80	1 586	-	-	-	-	0.00%	37.96	3.04	141 035 095.93
ZAMEFA	27 090 100	10.00	-	99.60%	10.00	-	10.00	5.00	542	-	183	1,830.0	69	0.00%	1.51	0.70	10 141 357.04
ZANACO	1 443 750 531	5.53	-	-0.18%	-	5.53	6.50	5.00	-	42,234	23,923	132,297.7	4,953	7.92%	4.45	1.43	298 884 059.39
ZCCM-IH	160 800 286	100.00	-	53.85%	101.00	-	100.01	48.00	400	-	-	-	-	2.41%	7.54	0.76	601 966 442.68
ZSUG	316 517 385	41.71	-	15.54%	43.00	-	50.00	30.00	23	-	-	-	-	3.86%	6.42	2.69	494 223 308.50
REAL ESTATE (USD PRICE)	864 920 876	0.09	-	0.00%	0.07	0.09	0.09	0.07	4 019	9,422,177	33,220	-	2,990	2.50%	3.26	0.78	77 842 878.84
QUOTED																	
CCAF	1 625 000 597	0.74	-	10.45%	0.61	0.74	0.81	0.58	38 500	3 793	17 050	12 620	472	**0.00%**	(1.98)	(0.41)	45 016 394.64
PAMODZI	100 000 000	4.62	-	0.00%	4.62	-	5.62	4.62	581 152	-	1,000	4,620.0	173	0.00%	231.00	(209.99)	17 295 273.75
Market Cap. (US$)																	**3,791,809,695**
LuSE All Share Index:		**18 796.42**		**21.67%**						**Total ZMW Trading**	**110 187**	**630 901.98**	**26 608**	**4.40%**	**8.28**	**3.48**	**3 791 809 695**

Market Summary

The LuSE All Share Index closed at 18,796.42 points showing a positive change of 0.89%, due to a significant increase in the AEL Corporation (AECI), Airtel (ATEL), British American Tobacco (BATZ), Copperbelt Energy (CECZ) & Puma Energy (PUMA) stock prices of 13.44%, 3.12%, 25.00%, 0.06% & 1.48%, closing at ZMW 52.18, ZMW 93.91, ZMW 6.25, ZMW 18.13 & ZMW 4.79, respectively

A total of 178,745 shares traded today representing a total turnover of ZMW 2.40m (USD 92,862.10). Airtel (ATEL) was the largest contributor to the turnover representing 49.64%. ATEL traded a volume of 13,061 shares

Market News

Market announcements

1) CEC Plc released a $1 Billion Market Cap announcement
2) ZAMEFA released a HY2025 Abridged Financials
3)CECA released a further cautionary announcement

Dividend Payment Notice

Company	Year end	Dividend (ZMW/share)	Record date	Payment date
AIRTEL	31-Dec-24	4.65	09-May-25	12-May-25
AECI	31-Dec-24	3.88	09-May-25	12-May-25
BATZ	30-Jun-24	0.12	11-Oct-24	14-Oct-24
CEC	30-Jun-24	0.96	08-Nov-24	11-Nov-24
CHILANGA	31-Dec-24	2.00	02-May-25	05-May-25
REIZ USD	31-Dec-24	0.002	30-May-25	02-Jun-25
ZANACO	31-Dec-24	0.438	16-May-25	19-May-25
ZSUG	31-Aug-24	0.161	13-Dec-24	16-Dec-24
ZAMBIA RE	31-Dec-24	0.06	30-May-25	02-Jun-25

Trend Graphs

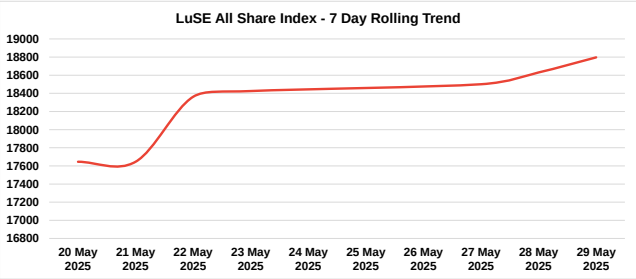

Market Movers: Price Change

Gainers			Losers		
Company	Price	% Change	Company	Price	% Change
AECI	52.18	13.44			
ATEL	93.91	3.12			
BATZ	6.25	25.00			
CECZ	18.13	0.06			
PUMA	4.79	1.48			
LASI	**18,796.42**	**0.89**			

Market Movers: Trading Activity

Company	Volume	Turnover (ZMW)	Turnover (USD)
CECZ	18,016	326,657	12,228.62
ZNCO	23,923	132,298	4,952.65
ATEL	757	70,813	2,650.95
CHIL	985	29,782	1,114.92
Others...	126,228	71,351.41	2,671.09
Total	**169,909**	**630,901.98**	**26,608.03**

DUAL LISTED COMPANIES

Security	Market	Currency	Closing Prices	Closing (ZMW)	Closing on LuSE
ZAMBEEF	London	pence	3.90	1.39	2.25
ZCCM-IH	EURONEXT	euro	1.22	36.42	100.00
SHOPRITE	JSE	rand	288.99	429.87	350.00

Macroeconomic Statistics

Metric	Value
Inflation (YoY | Feb 2025)	16.8%
Monetary Policy Rate (MPR | Feb 12, 2025)	14.50%
GDP Growth (Annual | Q3 2024)	2.50%
180 T-bill rate | (24 Mar 2025)	12.00
Government Bond Yield (10Y | Mar 24, 2025)	21.48%

Source: Zambia Statistics Agency

Foreign Exchange Rates

Currency	28 May 2025	29 May 2025	Change (%)
USD	26.6625	26.7125	0.19
GBP	35.8051	35.6539	-0.42
EUR	30.0264	29.8487	-0.59
ZAR	1.4710	1.4875	1.12

Soure: Bank of Zambia

29 May 2025

Trend Graphs - Continued
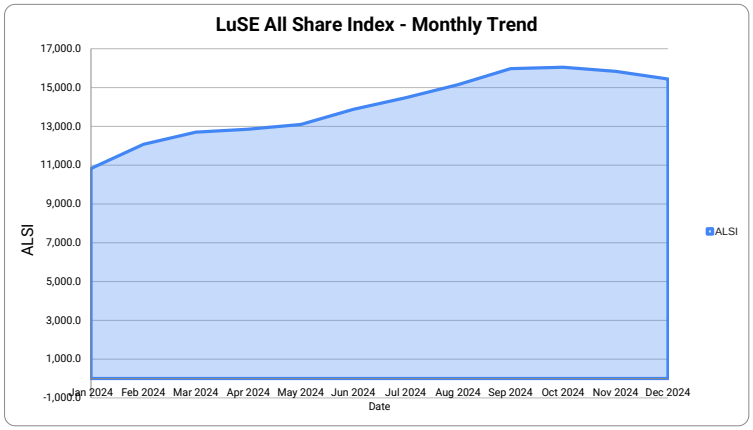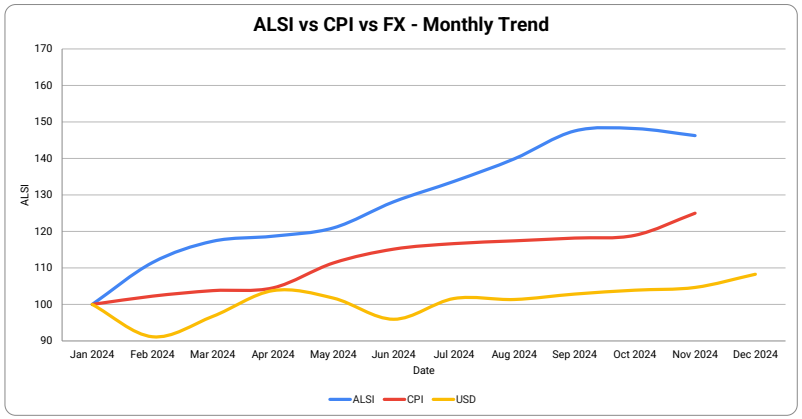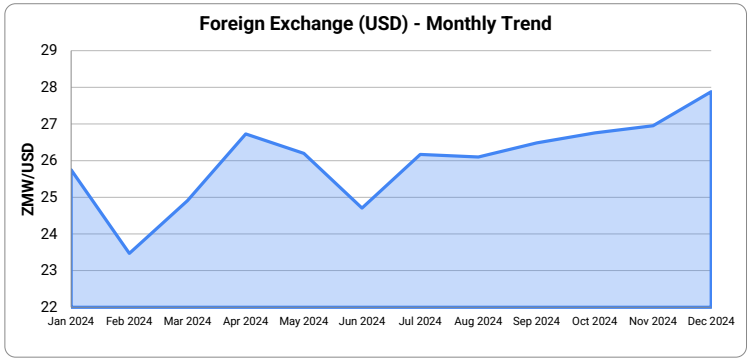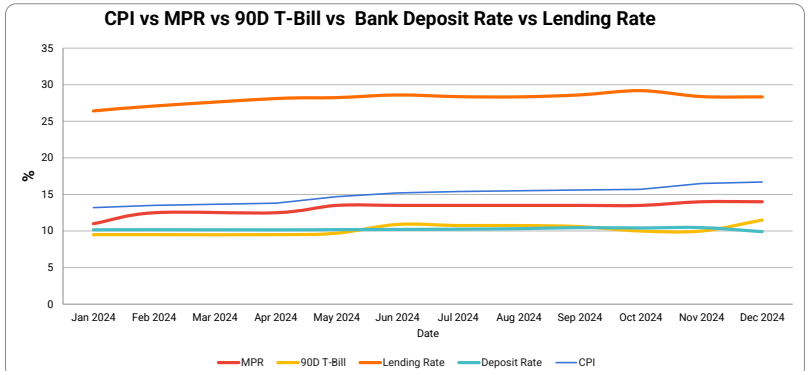
Zambia Daily Market Bulletin - Page 3